

Production Worksheet

Wilcom EmbroideryStudio - Designing



Design: **3**


Title:

Stitches: 10,308
 Height: 3.22 in
 Width: 3.50 in
 Colors: 12
 Colorway: Colorway 1
 Zoom: 1:1

Machine format: Tajima
 Color changes: 12
 Stops: 13
 Trims: 91
 Appliqués: 0
 Left: 37.3 mm
 Right: 51.6 mm
 Up: 52.7 mm
 Down: 29.0 mm
 EndX: 1.92 in
 EndY: 1.03 in
 Area 11.26 in²
 Max stitch: 11.9 mm
 Min stitch: 0.0 mm
 Max jump: 7.0 mm
 Total thread: 136.88ft
 Total bobbin: 38.51ft

Stop Sequence:

| # | N# | Color | St. | Code | Name | Chart |
|-----|----|-------|-------|------|----------------|---------|
| 1. | 1 | | 1,031 | | R255 G70 B135 | |
| 2. | 9 | | 914 | | R115 G0 B153 | |
| 3. | 2 | | 356 | | R182 G184 B191 | |
| 4. | 5 | | 1,055 | 5 | Aqua | Default |
| 5. | 4 | | 467 | | R46 G157 B161 | |
| 6. | 3 | | 876 | | R173 G207 B227 | |
| 7. | 7 | | 979 | | R202 G149 B222 | |
| 8. | 10 | | 1,790 | | R28 G158 B25 | |
| 9. | 11 | | 436 | | R255 G131 B69 | |
| 10. | 6 | | 129 | | R27 G16 B94 | |
| 11. | 12 | | 23 | | R250 G255 B252 | |
| 12. | 8 | | 1,828 | 8 | Black | Default |
| 13. | 10 | | 422 | | R28 G158 B25 | |



Production Worksheet

Wilcom EmbroideryStudio - Designing

Stitches: 14,264
 Height: 4.13 in
 Width: 4.50 in
 Colors: 12
 Colorway: Colorway 1
 Zoom: 1:1




Design: **4**

Title:

Machine format: Tajima
 Color changes: 12
 Stops: 13
 Trims: 107
 Appliqués: 0
 Left: 48.0 mm
 Right: 66.4 mm
 Up: 67.7 mm
 Down: 37.3 mm
 EndX: 2.47 in
 EndY: 1.32 in
 Area: 18.60 in²
 Max stitch: 11.9 mm
 Min stitch: 0.0 mm
 Max jump: 7.0 mm
 Total thread: 198.34ft
 Total bobbin: 59.55ft

Stop Sequence:

| # | N# | Color | St. | Code | Name | Chart |
|-----|----|-------|-------|------|----------------|---------|
| 1. | 1 | | 1,555 | | R255 G70 B135 | |
| 2. | 9 | | 1,381 | | R115 G0 B153 | |
| 3. | 2 | | 501 | | R182 G184 B191 | |
| 4. | 5 | | 1,462 | 5 | Aqua | Default |
| 5. | 4 | | 656 | | R46 G157 B161 | |
| 6. | 3 | | 1,280 | | R173 G207 B227 | |
| 7. | 7 | | 1,578 | | R202 G149 B222 | |
| 8. | 10 | | 2,307 | | R28 G158 B25 | |
| 9. | 11 | | 605 | | R255 G131 B69 | |
| 10. | 6 | | 169 | | R27 G16 B94 | |
| 11. | 12 | | 30 | | R250 G255 B252 | |
| 12. | 8 | | 2,204 | 8 | Black | Default |
| 13. | 10 | | 534 | | R28 G158 B25 | |



Production Worksheet

Wilcom EmbroideryStudio - Designing



Design: **5**

Title:

Stitches: 18,435
Height: 5.05 in
Width: 5.50 in
Colors: 12
Colorway: Colorway 1
Zoom: 1:1



Production Worksheet

Wilcom EmbroideryStudio - Designing



Design: **5**

Title:

Stitches: 18,435
 Height: 5.05 in
 Width: 5.50 in
 Colors: 12
 Colorway: Colorway 1
 Zoom: 1:1

Machine format: Tajima
 Color changes: 12
 Stops: 13
 Trims: 118
 Appliqués: 0
 Left: 58.6 mm
 Right: 81.1 mm
 Up: 82.8 mm
 Down: 45.6 mm
 EndX: 3.02 in
 EndY: 1.62 in
 Area 27.79 in²
 Max stitch: 7.0 mm
 Min stitch: 0.0 mm
 Max jump: 7.0 mm
 Total thread: 267.30ft
 Total bobbin: 84.19ft

Stop Sequence:

| # | N# | Color | St. | Code | Name | Chart |
|-----|----|-------|-------|------|----------------|---------|
| 1. | 1 | | 2,216 | | R255 G70 B135 | |
| 2. | 9 | | 1,866 | | R115 G0 B153 | |
| 3. | 2 | | 697 | | R182 G184 B191 | |
| 4. | 5 | | 1,841 | 5 | Aqua | Default |
| 5. | 4 | | 857 | | R46 G157 B161 | |
| 6. | 3 | | 1,661 | | R173 G207 B227 | |
| 7. | 7 | | 2,196 | | R202 G149 B222 | |
| 8. | 10 | | 2,881 | | R28 G158 B25 | |
| 9. | 11 | | 800 | | R255 G131 B69 | |
| 10. | 6 | | 232 | | R27 G16 B94 | |
| 11. | 12 | | 37 | | R250 G255 B252 | |
| 12. | 8 | | 2,513 | 8 | Black | Default |
| 13. | 10 | | 636 | | R28 G158 B25 | |

Production Worksheet


Wilcom EmbroideryStudio - Designing



Design: **6**

Title:

Stitches: 23,540
Height: 5.97 in
Width: 6.50 in
Colors: 12
Colorway: Colorway 1
Zoom: 1:1



Production Worksheet

Wilcom EmbroideryStudio - Designing



Design: **6**

Title:

Stitches: 23,540
 Height: 5.97 in
 Width: 6.50 in
 Colors: 12
 Colorway: Colorway 1
 Zoom: 1:1

Machine format: Tajima
 Color changes: 12
 Stops: 13
 Trims: 122
 Appliqués: 0
 Left: 69.3 mm
 Right: 95.8 mm
 Up: 97.9 mm
 Down: 53.8 mm
 EndX: 3.57 in
 EndY: 1.92 in
 Area 38.83 in²
 Max stitch: 7.0 mm
 Min stitch: 0.0 mm
 Max jump: 7.0 mm
 Total thread: 351.99ft
 Total bobbin: 114.53ft

Stop Sequence:

| # | N# | Color | St. | Code | Name | Chart |
|-----|----|-------|-------|------|----------------|---------|
| 1. | 1 | | 3,015 | | R255 G70 B135 | |
| 2. | 9 | | 2,475 | | R115 G0 B153 | |
| 3. | 2 | | 906 | | R182 G184 B191 | |
| 4. | 5 | | 2,395 | 5 | Aqua | Default |
| 5. | 4 | | 1,122 | | R46 G157 B161 | |
| 6. | 3 | | 2,277 | | R173 G207 B227 | |
| 7. | 7 | | 2,986 | | R202 G149 B222 | |
| 8. | 10 | | 3,481 | | R28 G158 B25 | |
| 9. | 11 | | 1,018 | | R255 G131 B69 | |
| 10. | 6 | | 277 | | R27 G16 B94 | |
| 11. | 12 | | 45 | | R250 G255 B252 | |
| 12. | 8 | | 2,801 | 8 | Black | Default |
| 13. | 10 | | 740 | | R28 G158 B25 | |

Production Worksheet


Wilcom EmbroideryStudio - Designing



Design: **7**

Title:

Stitches: 28,989
Height: 6.89 in
Width: 7.50 in
Colors: 12
Colorway: Colorway 1
Zoom: 1:1



Production Worksheet

Wilcom EmbroideryStudio - Designing



Design: **7**

Title:

Stitches: 28,989
 Height: 6.89 in
 Width: 7.50 in
 Colors: 12
 Colorway: Colorway 1
 Zoom: 1:1

Machine format: Tajima
 Color changes: 12
 Stops: 13
 Trims: 123
 Appliqués: 0
 Left: 79.9 mm
 Right: 110.6 mm
 Up: 113.0 mm
 Down: 62.1 mm
 EndX: 4.11 in
 EndY: 2.21 in
 Area 51.70 in²
 Max stitch: 7.0 mm
 Min stitch: 0.0 mm
 Max jump: 7.0 mm
 Total thread: 446.29ft
 Total bobbin: 149.22ft

Stop Sequence:

| # | N# | Color | St. | Code | Name | Chart |
|-----|----|-------|-------|------|----------------|---------|
| 1. | 1 | | 3,916 | | R255 G70 B135 | |
| 2. | 9 | | 3,104 | | R115 G0 B153 | |
| 3. | 2 | | 1,135 | | R182 G184 B191 | |
| 4. | 5 | | 3,033 | 5 | Aqua | Default |
| 5. | 4 | | 1,402 | | R46 G157 B161 | |
| 6. | 3 | | 2,853 | | R173 G207 B227 | |
| 7. | 7 | | 3,932 | | R202 G149 B222 | |
| 8. | 10 | | 4,027 | | R28 G158 B25 | |
| 9. | 11 | | 1,293 | | R255 G131 B69 | |
| 10. | 6 | | 326 | | R27 G16 B94 | |
| 11. | 12 | | 55 | | R250 G255 B252 | |
| 12. | 8 | | 3,075 | 8 | Black | Default |
| 13. | 10 | | 836 | | R28 G158 B25 | |