

Production Worksheet

Wilcom EmbroideryStudio - Designing



Design: **3**

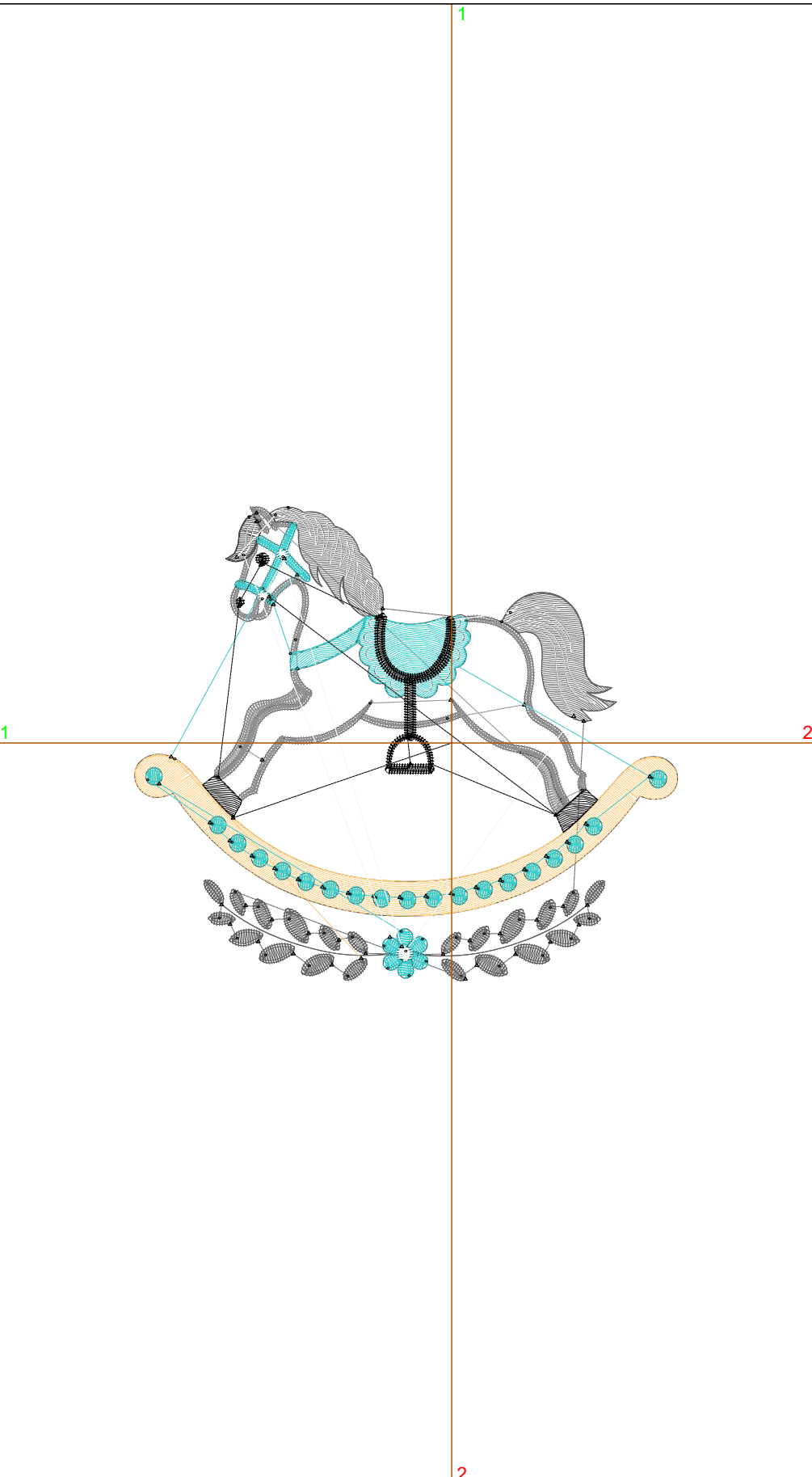
Title:

Stitches: 9,412
 Height: 3.06 in
 Width: 3.50 in
 Colors: 7
 Colorway: Colorway 1
 Zoom: 1:1

Machine format: Tajima
 Color changes: 7
 Stops: 8
 Trims: 75
 Appliqués: 0
 Left: 51.8 mm
 Right: 37.0 mm
 Up: 38.7 mm
 Down: 39.0 mm
 EndX: 0.00 in
 EndY: 0.00 in
 Area: 10.70 in²
 Max stitch: 7.0 mm
 Min stitch: 0.0 mm
 Max jump: 7.0 mm
 Total thread: 124.55ft
 Total bobbin: 35.65ft

Stop Sequence:

#	N#	Color	St.	Code	Name	Chart
1.	9		1,639	9	White	Default
2.	1		1,598	R143	G143 B143	
3.	2		88	R61	G66 B62	
4.	18		1,896	18	Grey	Default
5.	16		1,283	16	Sand	Default
6.	5		1,858	5	Aqua	Default
7.	9		387	9	White	Default
8.	8		661	8	Black	Default



Production Worksheet

Wilcom EmbroideryStudio - Designing



Design: **4**

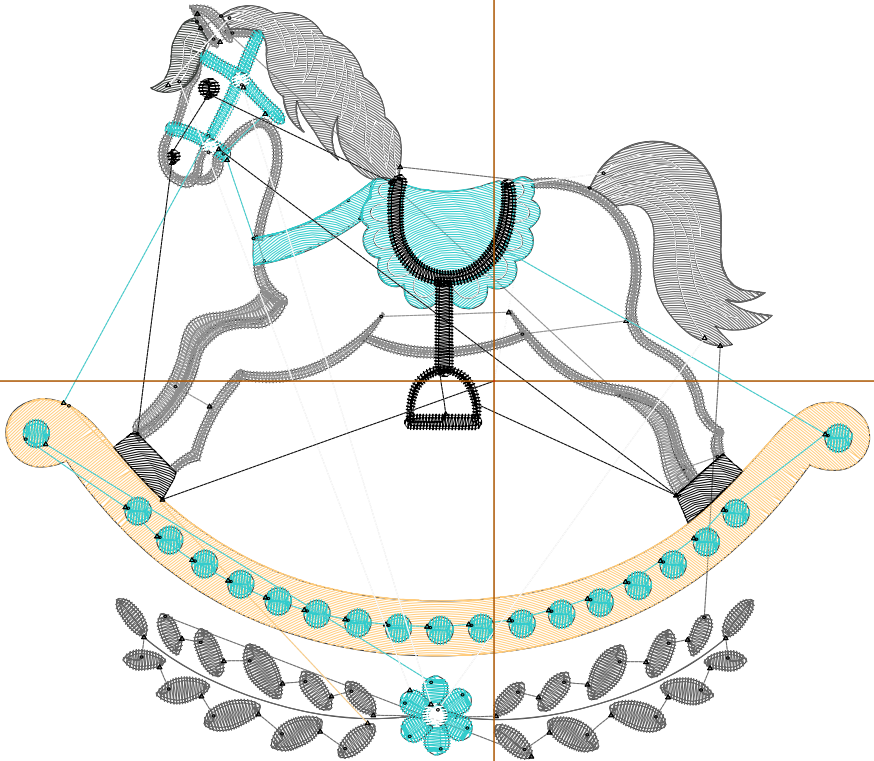
Title:

Stitches: 12,677
 Height: 3.93 in
 Width: 4.50 in
 Colors: 7
 Colorway: Colorway 1
 Zoom: 1:1

Machine format: Tajima
 Color changes: 7
 Stops: 8
 Trims: 76
 Appliqués: 0
 Left: 64.5 mm
 Right: 49.7 mm
 Up: 49.8 mm
 Down: 50.1 mm
 EndX: 0.00 in
 EndY: 0.00 in
 Area: 17.69 in²
 Max stitch: 7.0 mm
 Min stitch: 0.0 mm
 Max jump: 7.0 mm
 Total thread: 179.15ft
 Total bobbin: 55.31ft

Stop Sequence:

#	N#	Color	St.	Code	Name	Chart
1.	9		2,434	9	White	Default
2.	1		2,019	R143	G143 B143	
3.	2		118	R61	G66 B62	
4.	18		2,523	18	Grey	Default
5.	16		1,944	16	Sand	Default
6.	5		2,359	5	Aqua	Default
7.	9		453	9	White	Default
8.	8		825	8	Black	Default



Production Worksheet


Wilcom EmbroideryStudio - Designing



Design: **5**

Title:

Stitches: 16,417
Height: 4.80 in
Width: 5.50 in
Colors: 7
Colorway: Colorway 1
Zoom: 1:1



Production Worksheet

Wilcom EmbroideryStudio - Designing



Design: **5**

Title:

Stitches: 16,417
 Height: 4.80 in
 Width: 5.50 in
 Colors: 7
 Colorway: Colorway 1
 Zoom: 1:1

Machine format: Tajima
 Color changes: 7
 Stops: 8
 Trims: 79
 Appliqués: 0
 Left: 77.2 mm
 Right: 62.4 mm
 Up: 60.9 mm
 Down: 61.1 mm
 EndX: 0.00 in
 EndY: 0.00 in
 Area 26.41 in²
 Max stitch: 6.9 mm
 Min stitch: 0.0 mm
 Max jump: 6.9 mm
 Total thread: 244.40ft
 Total bobbin: 79.44ft

Stop Sequence:

#	N#	Color	St.	Code	Name	Chart
1.	9		3,415	9	White	Default
2.	1		2,437		R143 G143 B143	
3.	2		161		R61 G66 B62	
4.	18		3,257	18	Grey	Default
5.	16		2,699	16	Sand	Default
6.	5		2,921	5	Aqua	Default
7.	9		511	9	White	Default
8.	8		1,014	8	Black	Default

Production Worksheet


Wilcom EmbroideryStudio - Designing



Design: **6**

Title:

Stitches: 20,546
Height: 5.68 in
Width: 6.50 in
Colors: 7
Colorway: Colorway 1
Zoom: 1:1



Production Worksheet

Wilcom EmbroideryStudio - Designing



Design: **6**

Title:

Stitches: 20,546
 Height: 5.68 in
 Width: 6.50 in
 Colors: 7
 Colorway: Colorway 1
 Zoom: 1:1

Machine format: Tajima
 Color changes: 7
 Stops: 8
 Trims: 79
 Appliqués: 0
 Left: 89.9 mm
 Right: 75.1 mm
 Up: 72.0 mm
 Down: 72.2 mm
 EndX: 0.00 in
 EndY: 0.00 in
 Area 36.88 in²
 Max stitch: 7.0 mm
 Min stitch: 0.0 mm
 Max jump: 7.0 mm
 Total thread: 320.74ft
 Total bobbin: 108.62ft

Stop Sequence:

#	N#	Color	St.	Code	Name	Chart
1.	9		4,619	9	White	Default
2.	1		2,852		R143 G143 B143	
3.	2		200		R61 G66 B62	
4.	18		3,993	18	Grey	Default
5.	16		3,545	16	Sand	Default
6.	5		3,533	5	Aqua	Default
7.	9		575	9	White	Default
8.	8		1,227	8	Black	Default

Production Worksheet


Wilcom EmbroideryStudio - Designing



Design: **7**

Title:

Stitches: 25,028
Height: 6.55 in
Width: 7.50 in
Colors: 7
Colorway: Colorway 1
Zoom: 1:1



Production Worksheet

Wilcom EmbroideryStudio - Designing



Design: **7**

Title:

Stitches: 25,028
 Height: 6.55 in
 Width: 7.50 in
 Colors: 7
 Colorway: Colorway 1
 Zoom: 1:1

Machine format: Tajima
 Color changes: 7
 Stops: 8
 Trims: 83
 Appliqués: 0
 Left: 102.7 mm
 Right: 87.8 mm
 Up: 83.0 mm
 Down: 83.3 mm
 EndX: 0.00 in
 EndY: 0.00 in
 Area 49.09 in²
 Max stitch: 7.0 mm
 Min stitch: 0.1 mm
 Max jump: 7.0 mm
 Total thread: 406.53ft
 Total bobbin: 142.03ft

Stop Sequence:

#	N#	Color	St.	Code	Name	Chart
1.	9		5,839	9	White	Default
2.	1		3,300		R143 G143 B143	
3.	2		249		R61 G66 B62	
4.	18		4,795	18	Grey	Default
5.	16		4,540	16	Sand	Default
6.	5		4,218	5	Aqua	Default
7.	9		636	9	White	Default
8.	8		1,449	8	Black	Default