

Production Worksheet

Wilcom EmbroideryStudio - Designing



Design: **3**


Title:

Stitches: 11,336
 Height: 3.25 in
 Width: 3.50 in
 Colors: 6
 Colorway: Colorway 1
 Zoom: 1:1

Machine format: Tajima
 Color changes: 5
 Stops: 6
 Trims: 47
 Appliqués: 0
 Left: 25.7 mm
 Right: 63.1 mm
 Up: 56.4 mm
 Down: 26.3 mm
 EndX: 0.19 in
 EndY: 0.44 in
 Area 11.38 in²
 Max stitch: 7.0 mm
 Min stitch: 0.0 mm
 Max jump: 7.0 mm
 Total thread: 175.36ft
 Total bobbin: 58.67ft

Stop Sequence:

#	N#	Color	St.	Code	Name	Chart
1.	9		6,603	9	White	Default
2.	1		797	1437		Madeira Classic 40
3.	2		135		R125 G125 B125	
4.	3		121		R224 G90 B166	
5.	4		142		R227 G124 B51	
6.	8		3,536	8	Black	Default



Production Worksheet



Wilcom EmbroideryStudio - Designing



Design: **4**

Title:

Stitches: 15,181
Height: 4.18 in
Width: 4.50 in
Colors: 6
Colorway: Colorway 1
Zoom: 1:1



Production Worksheet

Wilcom EmbroideryStudio - Designing



Design: **4**

Title:

Stitches: 15,181
 Height: 4.18 in
 Width: 4.50 in
 Colors: 6
 Colorway: Colorway 1
 Zoom: 1:1

Machine format: Tajima
 Color changes: 5
 Stops: 6
 Trims: 49
 Appliqués: 0
 Left: 33.1 mm
 Right: 81.2 mm
 Up: 72.5 mm
 Down: 33.7 mm
 EndX: 0.25 in
 EndY: 0.57 in
 Area 18.81 in²
 Max stitch: 6.8 mm
 Min stitch: 0.0 mm
 Max jump: 6.8 mm
 Total thread: 257.60ft
 Total bobbin: 92.45ft

Stop Sequence:

#	N#	Color	St.	Code	Name	Chart
1.	9		9,121	9	White	Default
2.	1		1,006	1437		Madeira Classic 40
3.	2		186		R125 G125 B125	
4.	3		166		R224 G90 B166	
5.	4		195		R227 G124 B51	
6.	8		4,505	8	Black	Default

Production Worksheet


Wilcom EmbroideryStudio - Designing



Design: **5**

Title:

Stitches: 19,440
Height: 5.11 in
Width: 5.50 in
Colors: 6
Colorway: Colorway 1
Zoom: 1:1



Production Worksheet

Wilcom EmbroideryStudio - Designing



Design: **5**

Title:

Stitches: 19,440
 Height: 5.11 in
 Width: 5.50 in
 Colors: 6
 Colorway: Colorway 1
 Zoom: 1:1

Machine format: Tajima
 Color changes: 5
 Stops: 6
 Trims: 49
 Appliqués: 0
 Left: 40.4 mm
 Right: 99.2 mm
 Up: 88.6 mm
 Down: 41.2 mm
 EndX: 0.30 in
 EndY: 0.69 in
 Area 28.10 in²
 Max stitch: 7.1 mm
 Min stitch: 0.1 mm
 Max jump: 6.9 mm
 Total thread: 355.93ft
 Total bobbin: 134.17ft

Stop Sequence:

#	N#	Color	St.	Code	Name	Chart
1.	9		11,959	9	White	Default
2.	1		1,221	1437		Madeira Classic 40
3.	2		277		R125 G125 B125	
4.	3		223		R224 G90 B166	
5.	4		248		R227 G124 B51	
6.	8		5,510	8	Black	Default

Production Worksheet


Wilcom EmbroideryStudio - Designing



Design: **6**

Title:

Stitches: 24,251
Height: 6.04 in
Width: 6.50 in
Colors: 6
Colorway: Colorway 1
Zoom: 1:1



Production Worksheet

Wilcom EmbroideryStudio - Designing



Design: **6**

Title:

Stitches: 24,251
 Height: 6.04 in
 Width: 6.50 in
 Colors: 6
 Colorway: Colorway 1
 Zoom: 1:1

Machine format: Tajima
 Color changes: 5
 Stops: 6
 Trims: 51
 Appliqués: 0
 Left: 47.8 mm
 Right: 117.3 mm
 Up: 104.7 mm
 Down: 48.7 mm
 EndX: 0.36 in
 EndY: 0.83 in
 Area 39.25 in²
 Max stitch: 8.4 mm
 Min stitch: 0.0 mm
 Max jump: 6.8 mm
 Total thread: 472.13ft
 Total bobbin: 184.32ft

Stop Sequence:

#	N#	Color	St.	Code	Name	Chart
1.	9		15,223	9	White	Default
2.	1		1,496	1437		Madeira Classic 40
3.	2		335		R125 G125 B125	
4.	3		287		R224 G90 B166	
5.	4		332		R227 G124 B51	
6.	8		6,576	8	Black	Default

Production Worksheet


Wilcom EmbroideryStudio - Designing



Design: **7**

Title:

Stitches: 29,532
Height: 6.97 in
Width: 7.50 in
Colors: 6
Colorway: Colorway 1
Zoom: 1:1



Production Worksheet

Wilcom EmbroideryStudio - Designing



Design: **7**

Title:

Stitches: 29,532
 Height: 6.97 in
 Width: 7.50 in
 Colors: 6
 Colorway: Colorway 1
 Zoom: 1:1

Machine format: Tajima
 Color changes: 5
 Stops: 6
 Trims: 52
 Appliqués: 0
 Left: 55.1 mm
 Right: 135.4 mm
 Up: 120.8 mm
 Down: 56.2 mm
 EndX: 0.41 in
 EndY: 0.95 in
 Area 52.26 in²
 Max stitch: 9.7 mm
 Min stitch: 0.0 mm
 Max jump: 7.0 mm
 Total thread: 606.50ft
 Total bobbin: 243.41ft

Stop Sequence:

#	N#	Color	St.	Code	Name	Chart
1.	9		18,879	9	White	Default
2.	1		1,748	1437		Madeira Classic 40
3.	2		448		R125 G125 B125	
4.	3		366		R224 G90 B166	
5.	4		387		R227 G124 B51	
6.	8		7,702	8	Black	Default